

Wentilo ICON heat recovery unit IT250 E1



The **airCare+** antibacterial coating



Made in **Poland**

Quality certificate



Features



Effective protection



Temperature comfort



Surprisingly quiet device



Healthy breathing



Higher energy efficiency standard



Control your unit however and wherever you want



Puristic design



Moisture recovery or removal



Low weight and compact dimensions



I am simple for you



The power of technology

Technologies



The **iNOFRAME** technology platform



iCARE air filtration and purification



iENTHALPY heat recovery



iFLOW air flow



Automatic bypass **iDIRECT**



iHEAT anti-freeze protection



iSENSOR demand control*



iCLIMATE climate adaptation technology*



iCOMFORT air cooling and heating*



iLEAD condensate drain

Equipment



airENTHALPY heat exchanger



Supply air filtration G4 ISO Coarse 75%



Supply air filtration F7 ePM1 70%



Extract air filtration M5 ePM10 55%



The **airCare+** antibacterial coating



AirION air ioniser



airFLOW fan



Automatic bypass **airDIRECT**



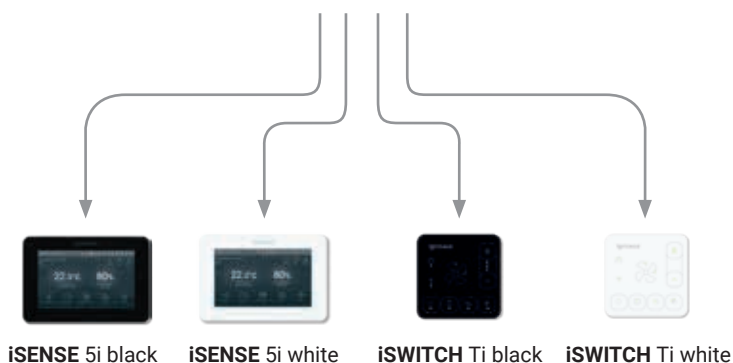
airHEAT preheater



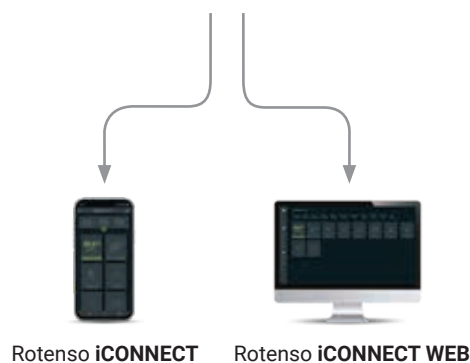
iEDGE control system

MyRotenso control options

Control panels with wi-fi module of your choice



Internet control as standard

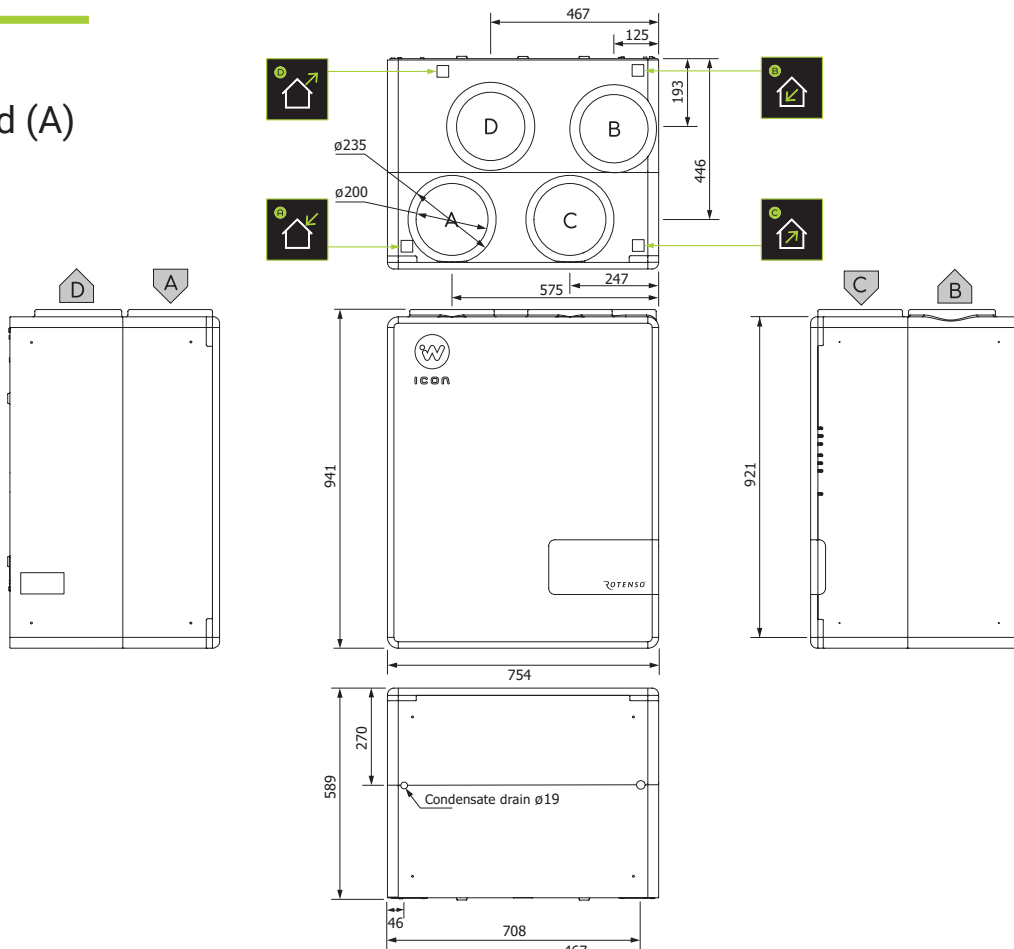


Technical specifications

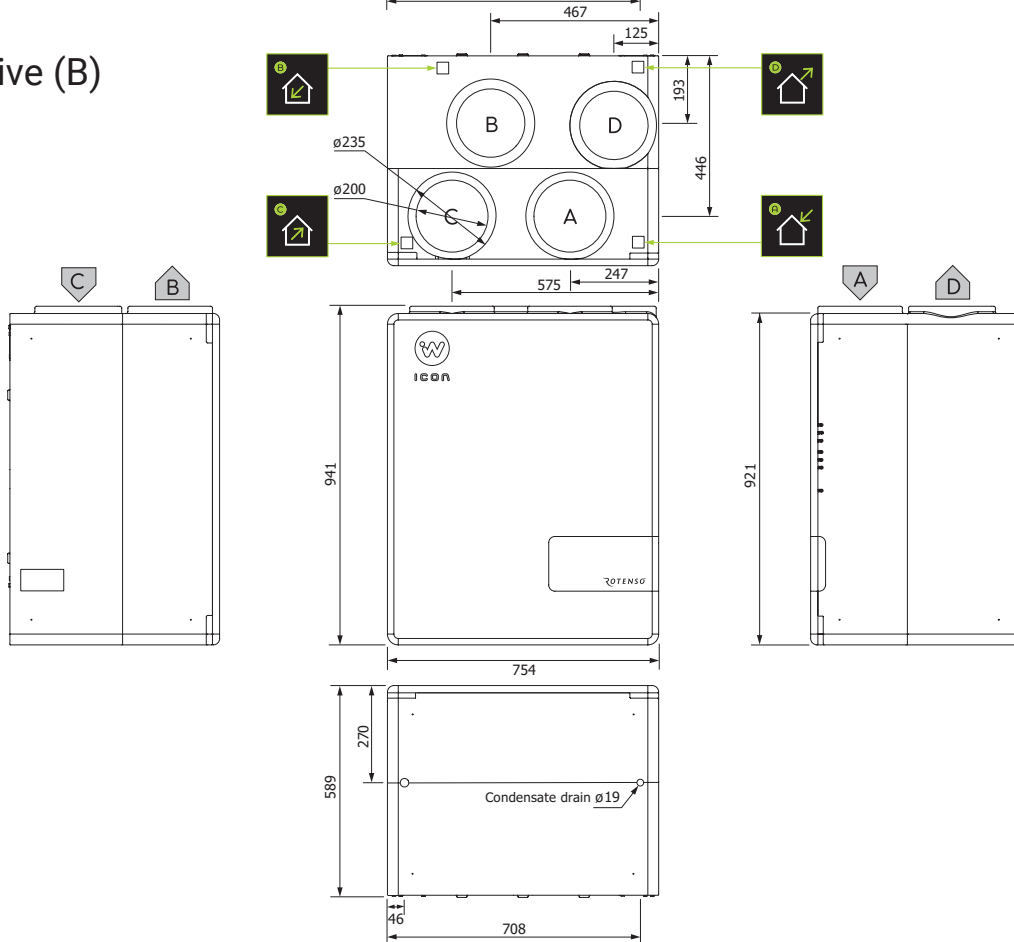
Parameter		Wentilo ICON IT250 E1
Maximum flow rate	m ³ /h	250
External static pressure	Pa	100
Reference flow rate	m ³ /h	175
Minimum flow rate	m ³ /h	58
Maximum heat recovery efficiency	%	92
Heat recovery efficiency at reference flow rate	%	88
Sound power level	dB(A)	48
Energy efficiency class		A
Power input at reference flow rate	W	33
Filters	Supply air from outside the building	Anti-pollen filter iCARE G4 Coarse 75%
	Supply air from outside the building	Anti-smog filter iCARE F7 ePM1 70%
	Extract air from the room	Anti-pollen filter iCARE M5 ePM10 55%
Heat exchanger		Counterflow plate
Bypass		100% bypass
AEC (Annual Electricity Consumption) according to the with Commission Delegated Regulation (EU) No 1254/2014	kWh/a	259
AHS (Annual Heating Savings) according to the with Commission Delegated Regulation (EU) No 1254/2014	kWh/a	4531
Recommended dwelling area	m ²	100 - 125
AEC for the recommended dwelling area	kWh/a	228 - 308
AHS for the recommended dwelling area	kWh/a	4560 - 5639
Electric power input of the fan drive at maximum flow rate	W	67
Preheater		As standard
Steady-state preheater power	W	1350
Temperature change at the preheater at maximum flow rate	°C	16
Power supply	V, Hz	230, 50
Rated current	A	7
Net dimensions	mm	940 × 591 × 754
Gross dimensions	mm	995 × 635 × 850
Net weight	kg	30
Gross weight	kg	34
Spigot diameter	mm	200
Condensate drain diameter	mm	20
Operating temperature range in the room	°C	5 - 45

IT execution sides

Standard (A)

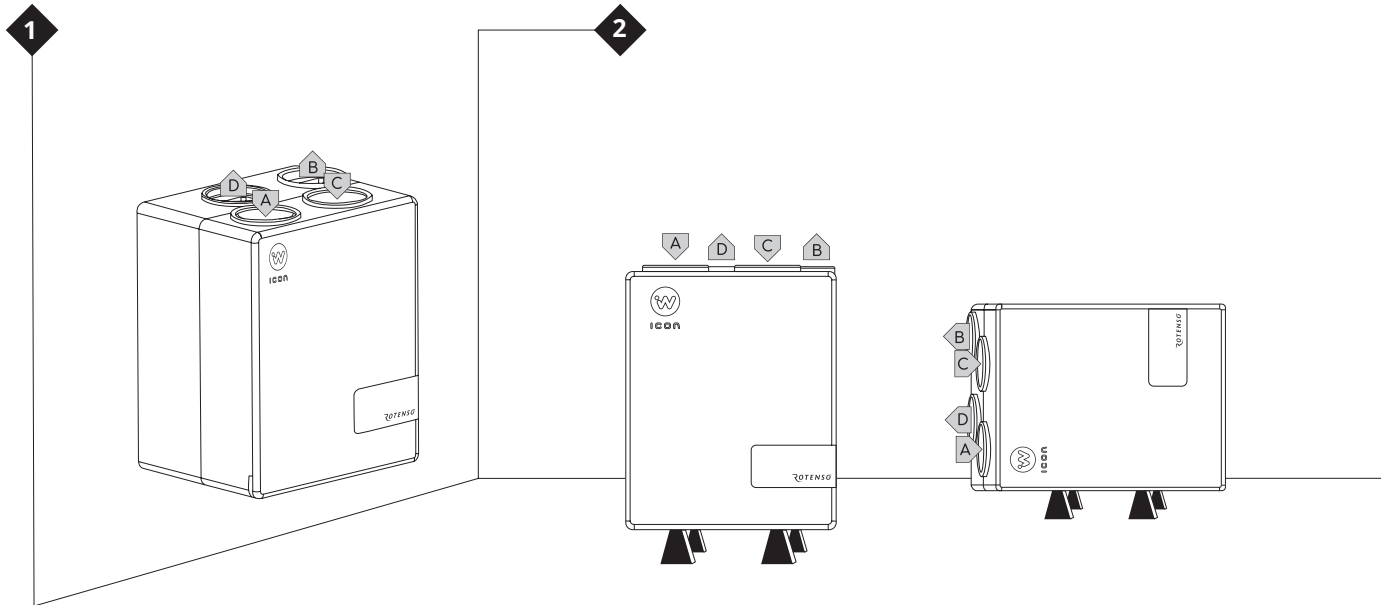


Alternative (B)




IT mounting options

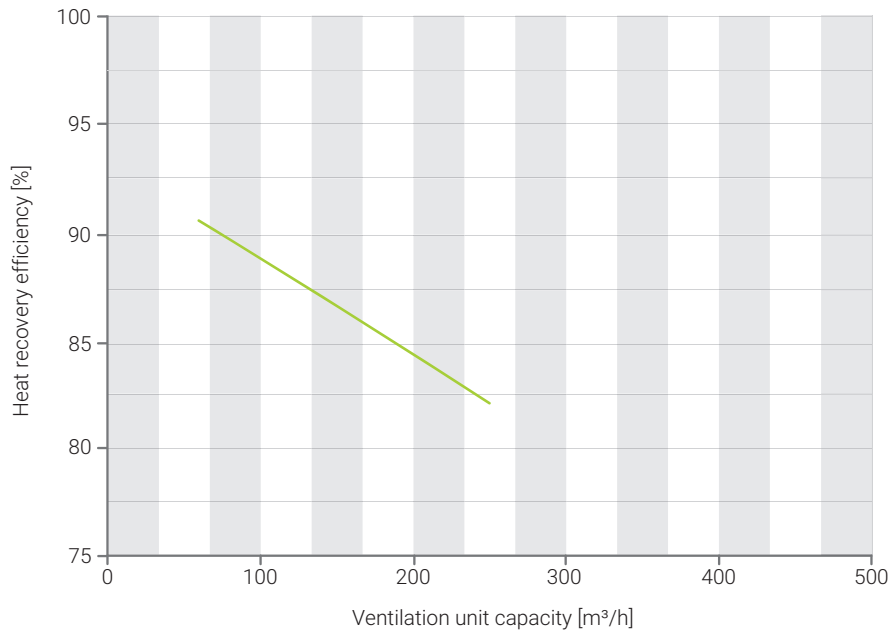
For the standard execution side (A)



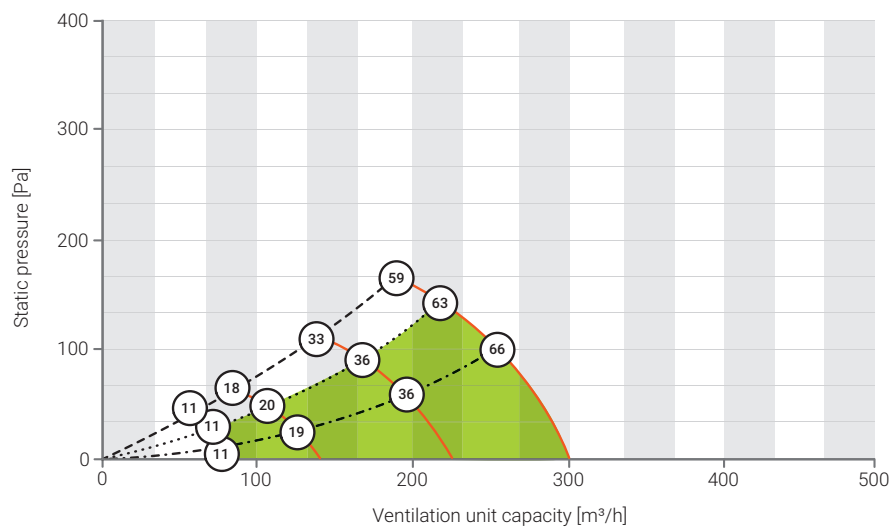
For alternative execution side (B)



Heat recovery efficiency

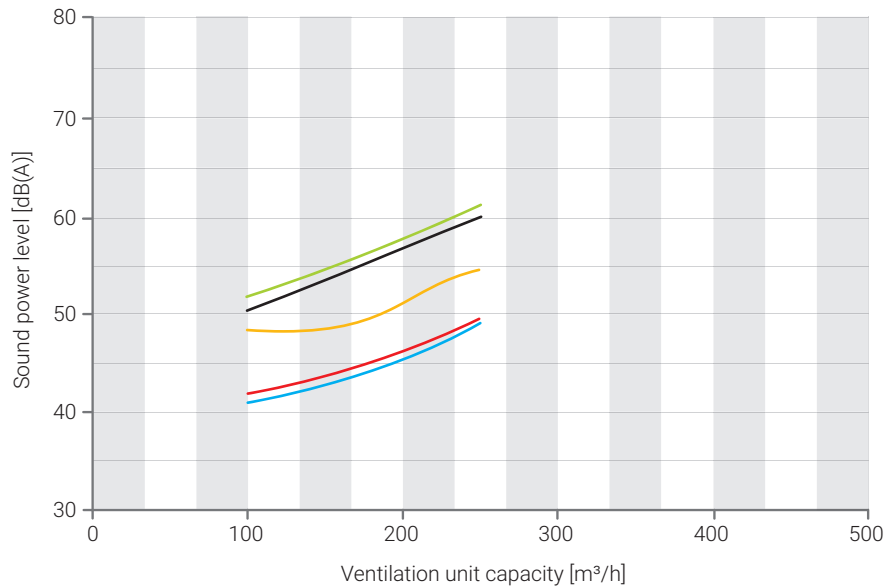


Flow characteristics



- Interaction curve for excessively soiled filters
- ... Interaction curve for dirty filters - to be replaced
- .- Interaction curve for clean filters
- Ventilation intensity - 40%
- Ventilation intensity - 60%
- Ventilation intensity - 80%
- Ventilation intensity - 100%
- Recommended operation area
- Power consumption

Acoustic characteristics



- Sound power level through the casing
- Sound power level at inlet air
- Sound power level at supply air
- Sound power level at exhaust air
- Sound power level at extract air

Accessories

	Product code	Trade name	IT250 E1
1.	RWA0102.00.0003.AW0	iSWITCH Ti WHITE control panel	•
2.	RWA0102.00.0003.AB0	iSWITCH Ti BLACK control panel	•
3.	RWA0102.00.0001.AW0	iSENSE 5i WHITE control panel	•
4.	RWA0102.00.0001.AB0	iSENSE 5i BLACK control panel	•
5.	RWA0501.IT.0003.A00	iPIN IT installation kit	•
6.	RWA0501.00.0001.A00	iFOOT installation kit	•
7.	RWA0103.00.0001.AS0	MULTI PROBE W2.2 wall mounted air quality sensor	• ¹
8.	RWA0103.IT.0001.AK0	MULTI PROBE D2.2 ITA duct mounted air quality sensor	•
9.	RWA0103.IT.0003.AK0	RHT PROBE D2.2 ITA A duct mounted humidity and temperature sensor	•
10.	RWA0103.00.0003.AK0	T PROBE D2.2 duct mounted temperature sensor	•
11.	RWA0201.00.0002.A00	iHEAT Cube E 160 1.8 electric duct heater	• ^{1,2}
12.	RWA0201.00.0003.A00	iHEAT Cube E 200 1.8 electric duct heater	
13.	RWA0201.00.0004.A00	iHEAT Cube E 200 3.0 electric duct heater	
14.	RWA0202.00.0001.A00	iMULTI Cube F 200 III DX duct heater-cooler	• ^{1,2}
15.	RWA0203.00.0001.A00	iMULTI Cube W 200 III water duct heater-cooler	• ^{1,2}
16.	RWA0204.00.0001.A00	Control valve VXP45.10-1.6 with actuator	• ¹
17.	I26Xo	IMOTO I26Xo condensing unit	• ¹
18.	I35Xo	IMOTO I35Xo condensing unit	• ¹
19.	I50Xo	IMOTO I50Xo condensing unit	
20.	RCU-AHUBOX-1C	RCU-AHUBOX-1C communication module	•
21.	RWA0601.00.0001.A00	iSTEAM duct humidifier	•
22.	RWA0101.00.0001.A00	iEDGE E 2.2 PCB module	•
23.	RWA0301.IT.0001.A00	airENERGY IT heat exchanger	•
24.	RWA0402.IT.0001.A00	iCARE ACTIVE IT carbon filter	•
25.	RWA0711.00.0005.A00	GWC iGROUND CUBE 200 damper	• ^{1,2}
26.	RWA0711.00.0006.A00	GWC iGROUND CUBE 250 damper	• ^{1,2}

¹ - iEDGE module E 2.2 required, ² - T PROBE D2.2 duct mounted temperature sensor required, ³ - for execution side A, ⁴ - for execution side B