































Aquami Monoblock heat pump

AQM120X3 ^[R14]



Device features

- | | | | | | | | |
|---|---|---|---|--|--|--|--|
| 
Environmentally friendly refrigerant R32 | 
Efficient heating | 
Energy efficiency class at 35°C A+++ | 
Energy efficiency class at 55°C A++ | 
Maximum COP 4,95 | 
Operating range down to -25°C | 
Supply water temperature of 65°C | 
Integrated USB port for updates |
| 
Energy meter | 
Smart Grid functionality | 
Twin rotary compressor | 
Integrated electric heater | 
Outdoor unit drip tray heater | 
Compressor crankcase heater | 
Easy installation and maintenance | 
Silent mode |
| 
Wired controller Wi-Fi module | 
Configurable daily schedules | 
Configurable weekly schedules | 
Vacation mode | 
Menu in English | 
Multilanguage menu | 
Integrated temperature sensor | 
Weather operating modes (climate curve) |
| 
2 heating control zones | 
Dedicated application | 
Disinfection | 
DHW circulation pump operation schedules | 
Maximum leaving water temperature of 60°C (in DHW mode) | 
Prepared to create a cascade system | | |

Specification outdoor unit

Model			AQM120X3 R14		
EAN Code			5905567602214		
Power supply		V-Hz, Ø	380-420-50, 3f		
Heating (A7W35)	Capacity	kW	12,10		
	Rated input	kW	2,44		
	COP		4,95		
Heating (A7W45)	Capacity	kW	12,30		
	Rated input	kW	3,32		
	COP		3,70		
Heating (A7W55)	Capacity	kW	11,90		
	Rated input	kW	3,90		
	COP		3,05		
Cooling (A35W18)	Capacity	kW	12,00		
	Rated input	kW	3,04		
	EER		3,95		
Cooling (A35W7)	Capacity	kW	11,50		
	Rated input	kW	4,18		
	EER		2,75		
Seasonal energy efficiency LWT at 35°C	SCOP ⁽¹⁾		4,81		
	Rated heat output	kW	12		
	Seasonal energy efficiency ratio (η _S)	%	189,4		
	Annual energy consumption	kWh	5153		
	Seasonal space heating energy efficiency class ⁽¹⁾		A+++		
Seasonal energy efficiency LWT at 55°C	SCOP ⁽¹⁾		3,45		
	Rated heat output	kW	11,60		
	Seasonal energy efficiency ratio (η _S)	%	135,1		
	Annual energy consumption	kWh	6927		
	Seasonal space heating energy efficiency class ⁽¹⁾		A++		
SEER	LWT at 7°C		4,86		
	LWT at 18°C		7,04		
Minimum rated current of the overcurrent circuit breaker with breaker type		A	B25		
Compressor		Type	Twin rotary inverter compressor DC		
Fan		Type	Brushless DC motor / BLDC		
		Quantity	1		
Refrigerant		Type / GWP	R32 / 675		
		Quantity	kg		
		TCO _{eq}	1,18		
Minimal wire pcs and dimension of cords*		pcs × mm ²	5 × 4		
Bracket spacing (W1×W2×D)		mm	656 × 363 × 488		
Sound pressure level		dB(A)	53,0		
Sound power level		dB(A)	65		
Net dimensions (W×D×H)		mm	1385×526×865		
Gross dimensions (W×D×H)		mm	1465×560×1035		
Net weight / Gross weight		kg	149/177		
Operating outdoor temperature	Cooling	°C	-5-43		
	Heating	°C	-25-35		
	DHW	°C	-25-43		
Operation modes			Heating and cooling		
Leaving water temperature	Space cooling	°C	5-25		
	Space heating	°C	25-65		
	DHW (tank)	°C	30-60		
Electric heater	Power supply	V-Hz, Ø	380-420-50, 3f		
	Number of heating stages / Power	pcs / kW	3 / 9		
	Maximum operating current	A	13,3		
Water circuit	Water connections		mm (inch)	41,91 mm (G5/4" BSP) external	
	Pressure relief valve		MPa	0,3	
	Condensate drain		mm	16	
	Expansion tank	Total volume / Actual volume		l	8 / 4,8
		Maximum pressure / Initial pressure		MPa	0,3 / 0,1
	Heat exchanger	Type			PHE / plate heat exchanger
		Minimum flow		l/min	10
	Water pump head		m	9	
	Water pump type			DC	
Total water volume		l	2		

(1) Seasonal energy efficiency class measured under average climate conditions.

Notes: DHW - Domestic hot water, LWT - Leaving water temperature

The sound pressure level is measured 1 m in front of the unit and (1+H)/2m (where H is the height of the unit) above the floor in semi-anechoic room. During on-site operation sound pressure levels can be higher as a result of ambient noise. Sound pressure level and sound power level reflect the maximum value tested under three conditions specified respectively in notes A7W35, ΔT=5; A7W45, ΔT=5; A7W55 ΔT=8; relative humidity 85%. The figures specified above refer to the following standards: EN14511; EN14825; EN50564; EN12102; (EU) Np. 811/2013; (EU) No. 813/2013; Journal of Laws 2014 / C 207/02: 2014.

The residual current circuit breaker used to protect the electrical circuit of the appliance shall be selected in view of the electrical regulations in force, assuming that the rated residual current is not greater than I_{Δn}: 30mA

*The above values apply to supply cables with a maximum length of 20mb. If this value is exceeded, an electrical designer should be consulted.