

# Wentilo ICON heat recovery unit IT450 S1



The **airCare+**  
antibacterial  
coating



Made in Poland



## Features



Effective  
protection



Temperature  
comfort



Surprisingly quiet  
device



Healthy breathing



Higher energy  
efficiency  
standard



Control your unit  
however and  
wherever you want



Puristic  
design



Moisture recovery  
or removal



Low weight  
and compact  
dimensions



I am simple  
for you



The power  
of technology

## Technologies



The **iNOFRAME**  
technology  
platform



**iCARE** air filtration  
and purification



**iENERGY** heat  
recovery



**iFLOW**  
airflow



Automatic  
bypass **iDIRECT**



**iHEAT** anti-freeze  
protection



**iSENSOR**  
demand  
control\*



**iCLIMATE**  
climate adaptation  
technology\*



**iCOMFORT**  
air cooling and  
heating\*



**iLEAD**  
condensate  
drain

## Equipment



**airENERGY**  
heat exchanger



Supply air filtration  
G4 ISO Coarse 75%



Supply air filtration  
F7 ePM1 70%



Extract air filtration  
M5 ePM10 55%



The **airCare+**  
antibacterial  
coating



**AirION** air  
ioniser



**airFLOW**  
fan



Automatic  
bypass  
**airDIRECT**



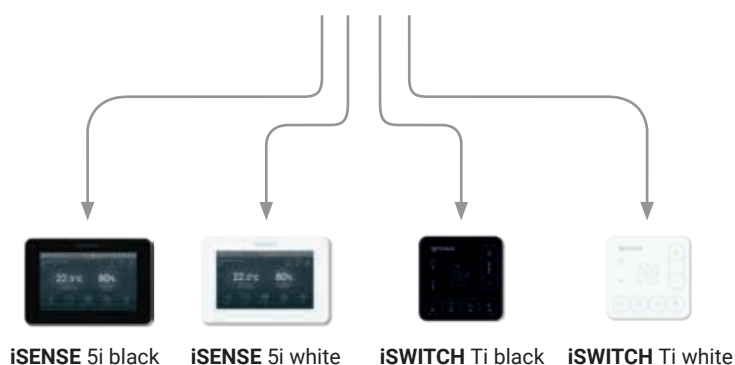
**airHEAT**  
preheater



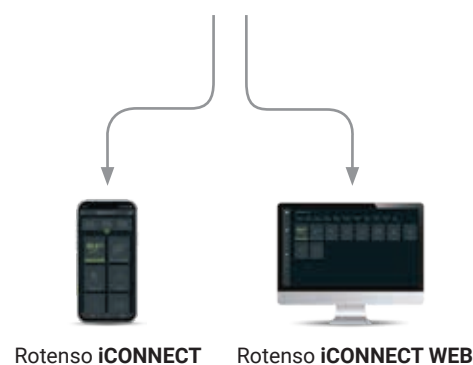
**iEDGE**  
control system

# MyRotenso control options

## Control panels with wi-fi module of your choice



## Internet control as standard

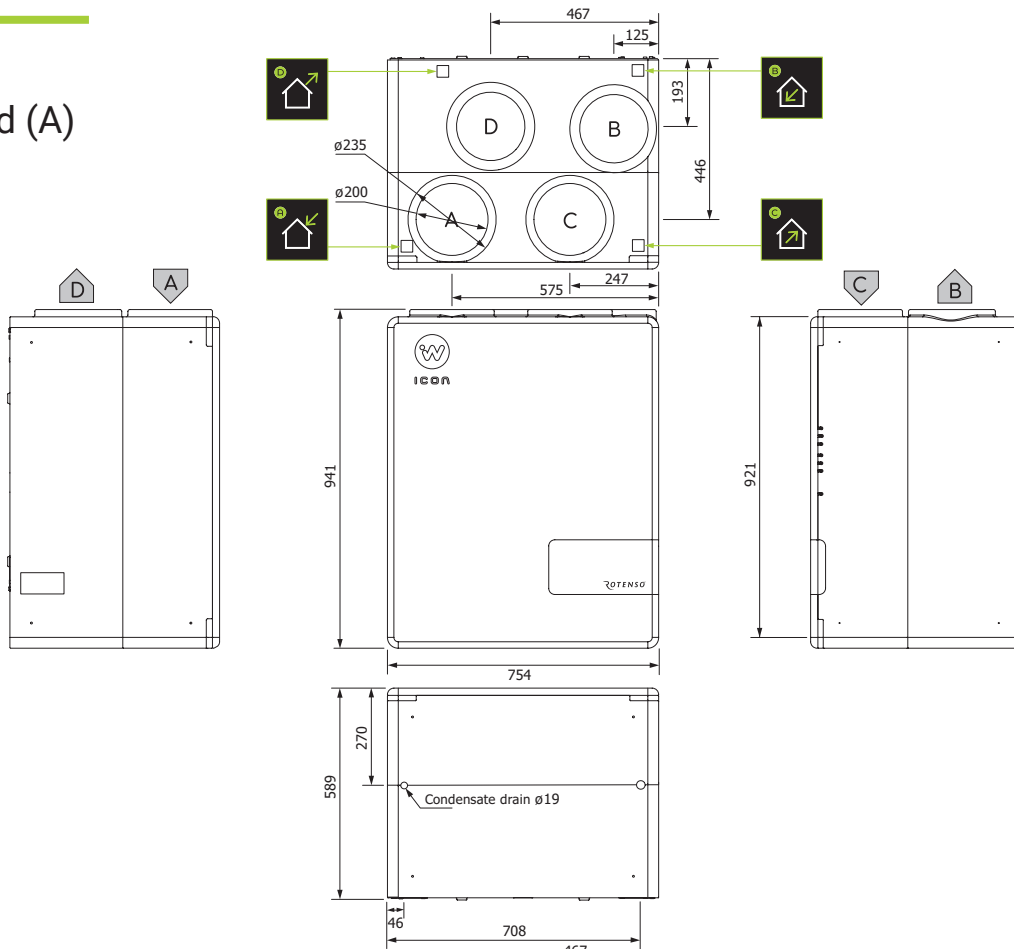


# Technical specifications

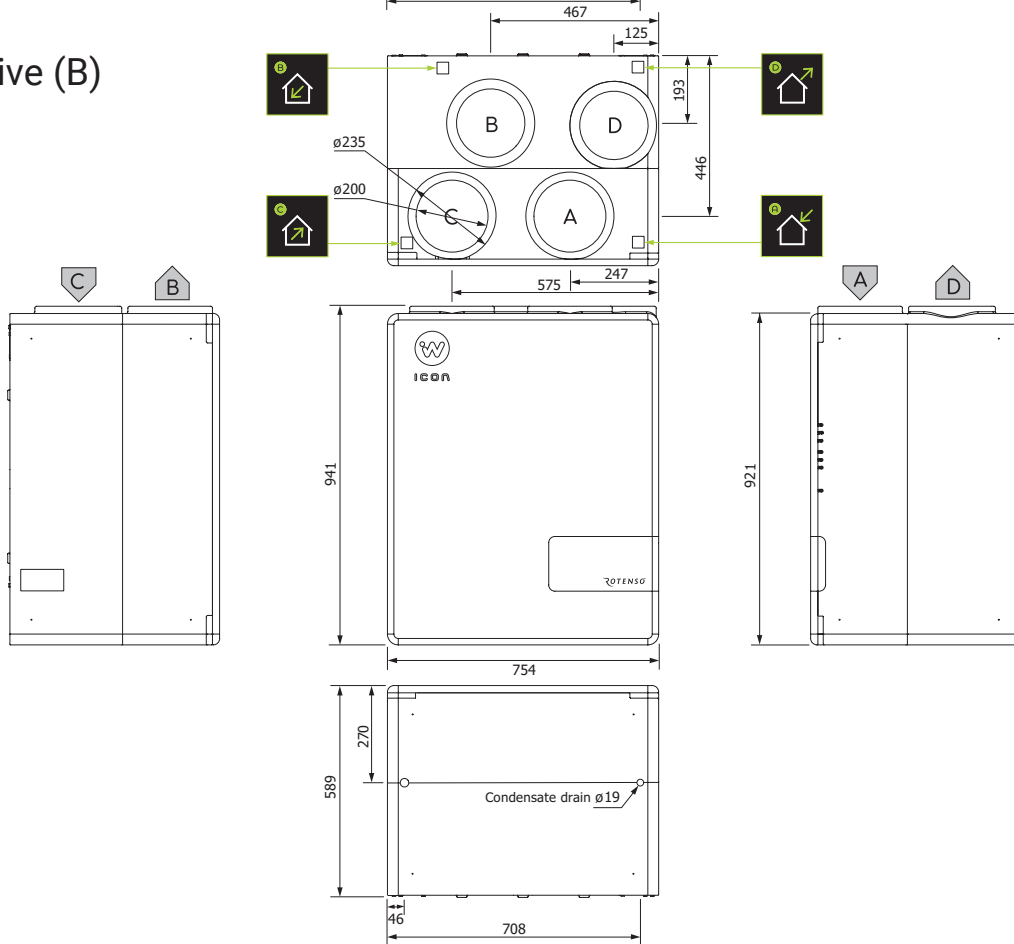
Parameter		Wentilo ICON IT450 S1
Maximum flow rate	m <sup>3</sup> /h	450
External static pressure	Pa	100
Reference flow rate	m <sup>3</sup> /h	315
Minimum flow rate	m <sup>3</sup> /h	46
Maximum heat recovery efficiency	%	99
Heat recovery efficiency at reference flow rate	%	87
Sound power level	dB(A)	58
Energy efficiency class		A
Power input at reference flow rate	W	79
Filters	Supply air from outside the building	Anti-pollen filter iCARE G4 Coarse 75%
	Supply air from outside the building	Anti-smog filter iCARE F7 ePM1 70%
	Extract air from the room	Anti-pollen filter iCARE M5 ePM10 55%
Heat exchanger		Counterflow plate
Bypass		100% bypass
AEC (Annual Electricity Consumption) according to the with Commission Delegated Regulation (EU) No 1254/2014	kWh/a	327
AHS (Annual Heating Savings) according to the with Commission Delegated Regulation (EU) No 1254/2014	kWh/a	4504
Recommended dwelling area	m <sup>2</sup>	150 - 200
AEC for the recommended dwelling area	kWh/a	328 - 532
AHS for the recommended dwelling area	kWh/a	6926 - 9093
Electric power input of the fan drive at maximum flow rate	W	188
Preheater		As standard
Steady-state preheater power	W	1800
Temperature change at the preheater at maximum flow rate	°C	12
Power supply	V, Hz	230, 50
Rated current	A	10
Net dimensions	mm	940 × 591 × 754
Gross dimensions	mm	995 × 635 × 850
Net weight	kg	26
Gross weight	kg	31
Spigot diameter	mm	200
Condensate drain diameter	mm	20
Operating temperature range in the room	°C	5 - 45

# IT execution sides

## Standard (A)

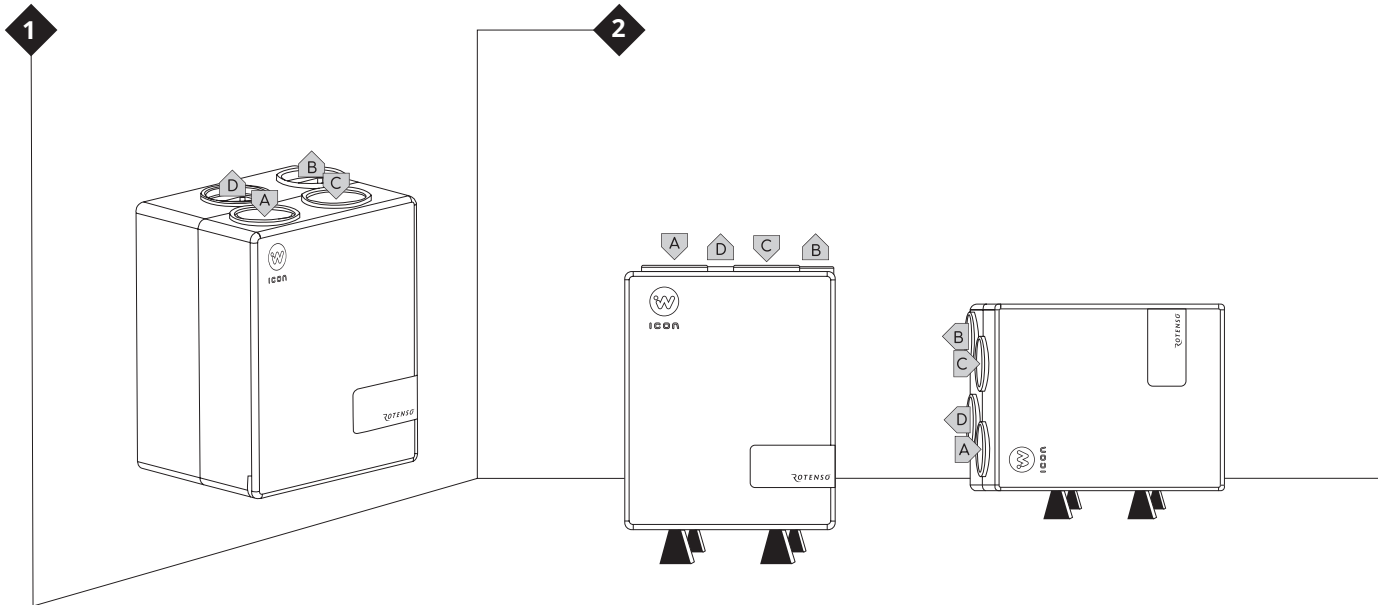


## Alternative (B)

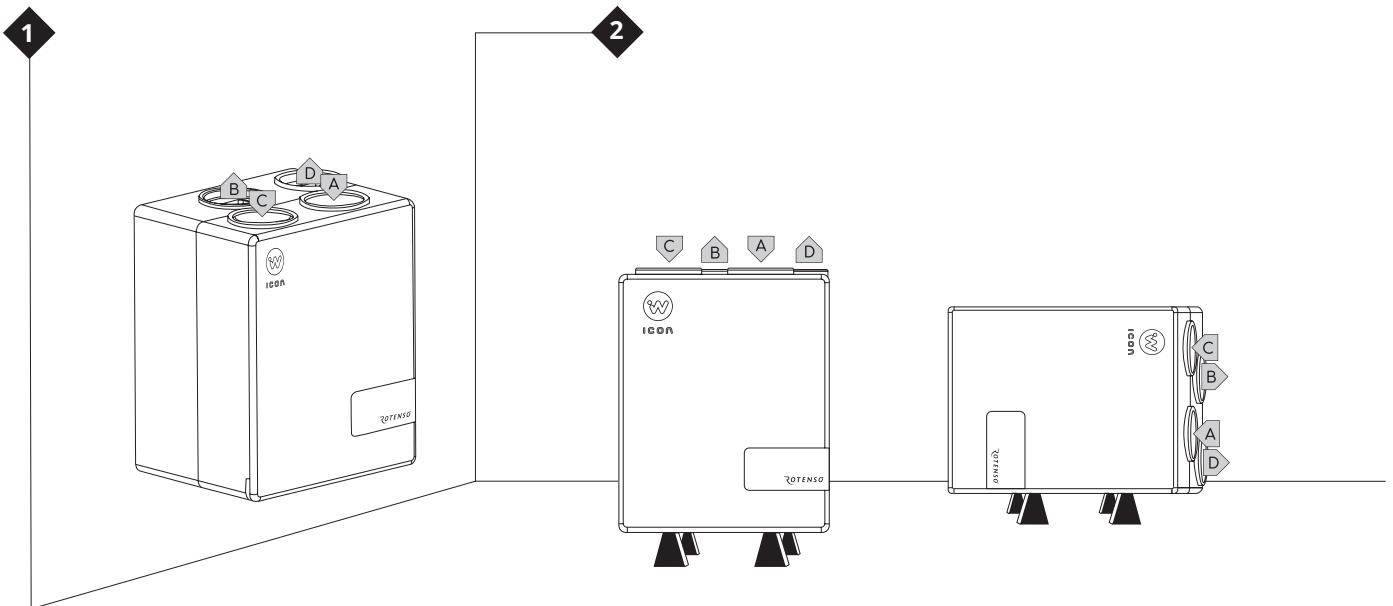


# IT mounting options

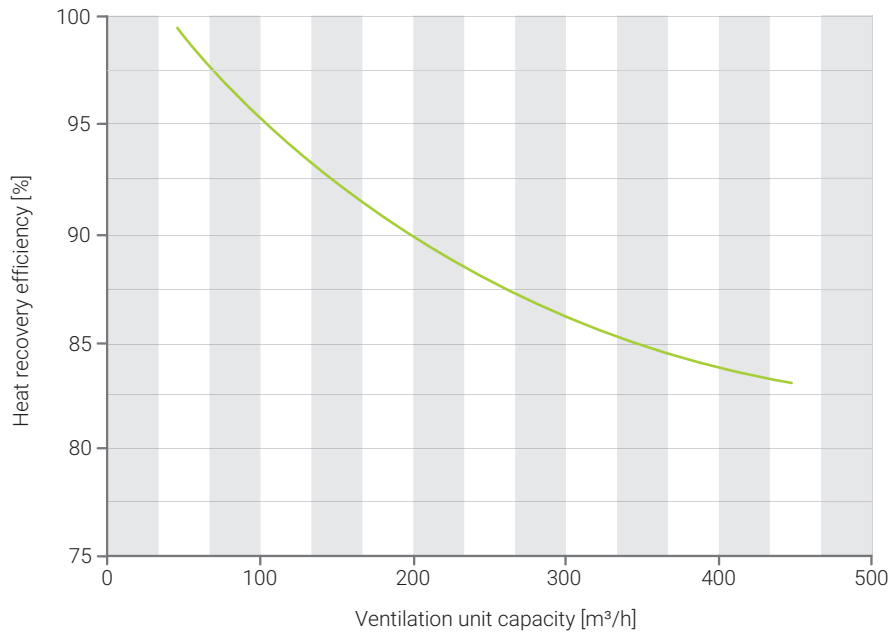
For the standard execution side (A)



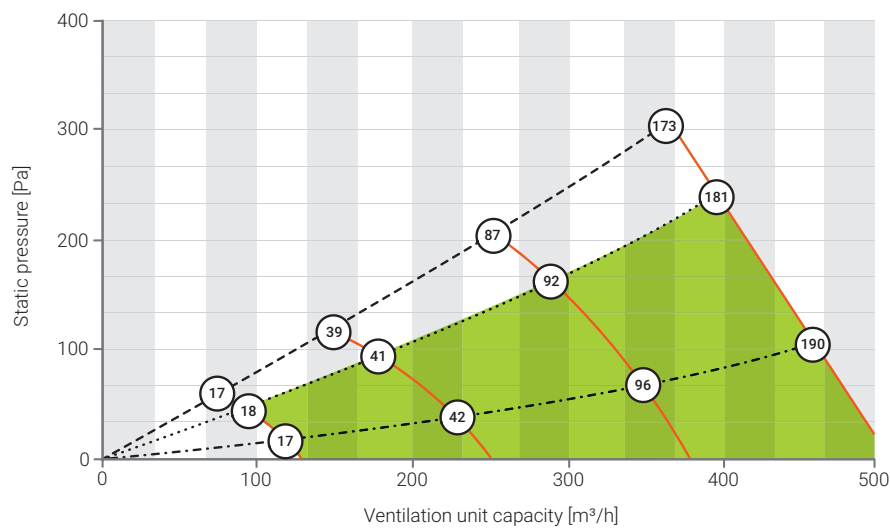
For alternative execution side (B)



# Heat recovery efficiency

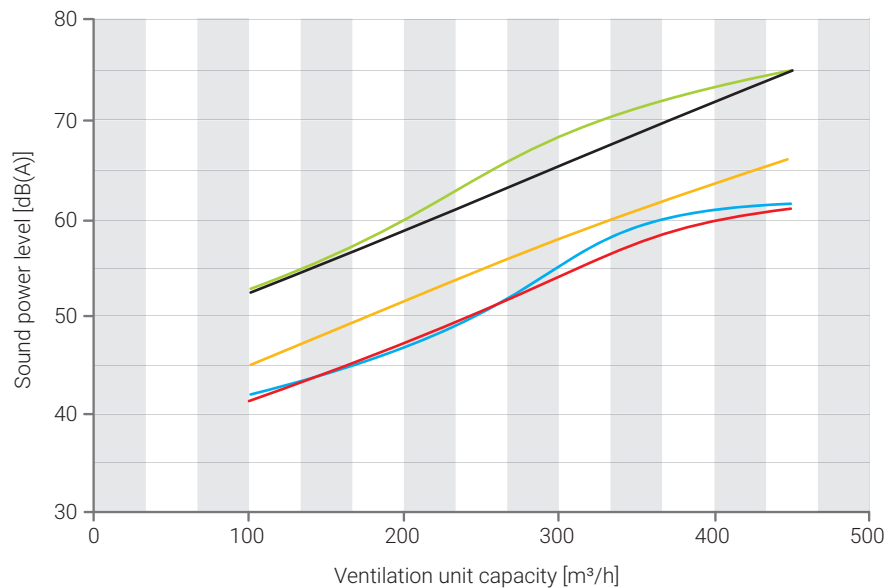


# Flow characteristics



- Interaction curve for excessively soiled filters
- ... Interaction curve for dirty filters - to be replaced
- .- Interaction curve for clean filters
- Ventilation intensity - 40%
- Ventilation intensity - 60%
- Ventilation intensity - 80%
- Ventilation intensity - 100%
- Recommended operation area
- Power consumption

# Acoustic characteristics



- Sound power level through the casing
- Sound power level at inlet air
- Sound power level at supply air
- Sound power level at exhaust air
- Sound power level at extract air

# Accessories

	Product code	Trade name	IT450 S1
1.	RWA0102.00.0003.AW0	iSWITCH Ti WHITE control panel	•
2.	RWA0102.00.0003.AB0	iSWITCH Ti BLACK control panel	•
3.	RWA0102.00.0001.AW0	iSENSE 5i WHITE control panel	•
4.	RWA0102.00.0001.AB0	iSENSE 5i BLACK control panel	•
5.	RWA0501.IT.0003.A00	iPIN IT installation kit	•
6.	RWA0501.00.0001.A00	iFOOT installation kit	•
7.	RWA0103.00.0001.AS0	MULTI PROBE W2.2 wall mounted air quality sensor	• <sup>1</sup>
8.	RWA0103.IT.0001.AK0	MULTI PROBE D2.2 ITA duct mounted air quality sensor	•
9.	RWA0103.IT.0003.AK0	KRHT PROBE D2.2 ITA A duct mounted humidity and temperature sensor	•
10.	RWA0103.00.0003.AK0	T PROBE D2.2 duct mounted temperature sensor	•
11.	RWA0201.00.0002.A00	iHEAT Cube E 160 1.8 electric duct heater	
12.	RWA0201.00.0003.A00	iHEAT Cube E 200 1.8 electric duct heater	• <sup>1,2</sup>
13.	RWA0201.00.0004.A00	iHEAT Cube E 200 3.0 electric duct heater	• <sup>1,2</sup>
14.	RWA0202.00.0001.A00	iMULTI Cube F 200 III DX duct heater-cooler	• <sup>1,2</sup>
15.	RWA0203.00.0001.A00	iMULTI Cube W 200 III water duct heater-cooler	• <sup>1,2</sup>
16.	RWA0204.00.0001.A00	Control valve VXP45.10-1.6 with actuator	• <sup>1</sup>
17.	I26Xo	IMOTO I26Xo condensing unit	
18.	I35Xo	IMOTO I35Xo condensing unit	
19.	I50Xo	IMOTO I50Xo condensing unit	• <sup>1</sup>
20.	RCU-AHUBOX-1C	RCU-AHUBOX-1C communication module	•
21.	RWA0601.00.0001.A00	iSTEAM duct humidifier	•
22.	RWA0101.00.0001.A00	iEDGE E 2.2 PCB module	•
23.	RWA0302.IT.0001.A00	airENTHALPY IT heat exchanger	•
24.	RWA0402.IT.0001.A00	iCARE ACTIVE IT carbon filter	•
25.	RWA0711.00.0005.A00	GWC iGROUND CUBE 200 damper	• <sup>1,2</sup>
26.	RWA0711.00.0006.A00	GWC iGROUND CUBE 250 damper	• <sup>1,2</sup>

<sup>1</sup> - iEDGE module E 2.2 required, <sup>2</sup> - T PROBE D2.2 duct mounted temperature sensor required, <sup>3</sup> - for execution side A, <sup>4</sup> - for execution side B