

# Heatmi Split heat pump

HES40X1o<sup>[R14]</sup> / HES60X1i<sup>[R14]</sup>



































- COP 5,20
- ↑↑↑
- 25°C
- R32 REFRIGERANT  
Environmentally friendly
- 65°C
- TUYA SMART
- 5-YEAR WARRANTY
- CE

- A<sup>35°C</sup>  
+++
- A<sup>55°C</sup>  
++
- SPLIT



## Device features

- |   |   |   |  |   |  |  |  |
|---|---|---|--|---|--|--|--|
| <br>Environmentally friendly refrigerant R32 | <br>Efficient heating          | <br>Energy efficiency class at 35°C A+++ | <br>Energy efficiency class at 55°C A++ | <br>Maximum COP 5,20                         | <br>Operating range down to -25°C                           | <br>Supply water temperature of 65°C    | <br>Smart Grid functionality              |
| <br>Twin rotary compressor                   | <br>Integrated electric heater | <br>Outdoor unit drip tray heater        | <br>Compressor crankcase heater         | <br>Indoor unit drip tray                    | <br>Easy installation and maintenance                       | <br>Compact indoor split unit housing   | <br>Maximum installation length up to 30m |
| <br>Silent mode                              | <br>Integrated Wi-Fi module    | <br>Daily operation schedule             | <br>Configurable weekly schedules       | <br>Vacation mode                            | <br>Menu in English   | <br>Multilanguage menu                  | <br>Integrated temperature sensor         |
| <br>Weather operating modes (climate curve)  | <br>2 heating control zones    | <br>Dedicated application                | <br>Disinfection                        | <br>DHW circulation pump operation schedules | <br>Maximum leaving water temperature of 60°C (in DHW mode) | <br>Prepared to create a cascade system | <br>Modbus Protocol                       |

# Specification indoor unit

Model				HES60X1i R14	
EAN Code				5905567602375	
Operation modes				Heating and cooling	
Leaving water temperature	Space cooling		°C	5-25	
	Space heating		°C	25-65	
	DHW (tank)		°C	30-60	
Power supply			V-Hz, Ø	220-240-50, 1f	
Rated input			W	3100	
Operating current			A	13,1	
Sound power level			dB	42	
Electric heater	Power supply		V-Hz, Ø	220-240-50, 1f	
	Number of heating stages		pcs	1	
	Power		kW	3	
	Maximum operating current		A	13,4	
Net dimensions		(W x D x H)	mm	420 x 270 x 790	
Gross dimensions		(W x D x H)	mm	530 x 355 x 1035	
Net weight / Gross weight			kg	38,5 / 43,5	
Water circuit	Water connections		inch	R1"	
	Pressure relief valve		MPa	0,3	
	Condensate drain		mm	Ø25	
	Expansion tank	Total volume		l	8
		Actual volume		l	2,4
		Maximum pressure		MPa	0,3
		Initial pressure		MPa	0,1
	Heat exchanger	Type			PHE / plate heat exchanger
		Minimum flow		l/min	14,2
	Water pump head			m	9
Water pump type				DC inverter	
Refrigerant circuit		Liquid / Gas	mm	Ø9,52 / Ø15,9	
Minimal wire pcs and dimension of cords*			pcs x mm <sup>2</sup>	3 x 2,5	
Control cables: indoor unit to outdoor unit			pcs x mm <sup>2</sup>	2 x 0,75 (shielded cable)	

# Specification outdoor unit

Model				HES40X1o R14
EAN Code				5905567602337
Power supply			V-Hz, Ø	220-240-50, 1f
Heating (A7/W35)	Capacity		kW	4,31
	Rated input		kW	0,82
	COP			5,20
Heating (A7/W45)	Capacity		kW	4,35
	Rated input		kW	1,14
	COP			3,80
Heating (A7/W55)	Capacity		kW	4,47
	Rated input		kW	1,49
	COP			2,95
Cooling (A35/W18)	Capacity		kW	4,53
	Rated input		kW	0,81
	EER			5,55
Cooling (A35/W7)	Capacity		kW	4,68
	Rated input		kW	1,36
	EER			3,45
Seasonal energy efficiency LWT at 35°C	SCOP <sup>(1)</sup>			4,85
	Rated heat output		kW	5,50
	Seasonal energy efficiency ratio (η <sub>s</sub> )		%	189
	Annual energy consumption		kWh	2368
	Seasonal space heating energy efficiency class <sup>(1)</sup>			A++
Seasonal energy efficiency LWT at 55°C	SCOP <sup>(1)</sup>			3,31
	Rated heat output		kW	4,3
	Seasonal energy efficiency ratio (η <sub>s</sub> )		%	129,4
	Annual energy consumption		kWh	2684
	Seasonal space heating energy efficiency class <sup>(1)</sup>			A++
SEER	LWT at 7°C			4,74
	LWT at 18°C			7,38
Minimum rated current of the overcurrent circuit breaker with breaker type			A	B16
Compressor		Type		Twin rotary inverter compressor DC
Fan		Type		Brushless DC motor / BLDC
Refrigerant		Quantity		1
		Type		R32
		GWP		675
Pipe connections		Quantity	kg	1,65
			TCO <sub>eq</sub>	1,11
			mm	Ø9,52 / Ø15,9
Maximum height difference		Minimum installation length	m	2
		Maximum installation length	m	30
		Additional amount of refrigerant for over 7,5 linear meters	g/m	38 (L-15)
Outdoor unit above the indoor unit			m	20
		Outdoor unit below the indoor unit	m	20
Minimal wire pcs and dimension of cords*			pcs x mm <sup>2</sup>	3 x 2,5
Control cables: indoor unit to outdoor unit			pcs x mm <sup>2</sup>	2 x 0,75 (shielded cable)
Bracket spacing		(W1 x D)	mm	607 x 390
Sound pressure level			dB(A)	44
Sound power level			dB(A)	56
Net dimensions		(W x D x H)	mm	993 x 421 x 804
Gross dimensions		(W x D x H)	mm	1022 x 480 x 835
Net weight / Gross weight			kg	59,5 / 63
Operating outdoor temperature	Cooling/ Heating		°C	-5-43 / -25-35
	DHW		°C	-25-43

(1) Seasonal energy efficiency class measured under average climate conditions.

Notes: DHW - Domestic hot water, LWT - Leaving water temperature

The sound pressure level is measured 1m in front of the unit and (1+H)/2m (where H is the height of the unit) above the floor in semi-anechoic room. During on-site operation sound pressure levels can be higher as a result of ambient noise. Sound pressure level and sound power level reflect the maximum value tested under three conditions specified respectively in notes A7W35, ΔT=5; A7W45, ΔT=5; A7W55 ΔT=8; relative humidity 85%. The figures specified above refer to the following standards: EN14511; EN14825; EN50564; EN12102; (EU) Np. 811/2013; (EU) No. 813/2013; Journal of Laws 2014 / C 207/02: 2014.

The residual current circuit breaker used to protect the electrical circuit of the appliance shall be selected in view of the electrical regulations in force, assuming that the rated residual current is not greater than I<sub>Δn</sub>: 30mA

\*The above values apply to supply cables with a maximum length of 20mb. If this value is exceeded, an electrical designer should be consulted.