































Aquami Monoblock heat pump

AQM140X3 ^[R14]



Device features

- | | | | | | | | |
|---|---|---|---|--|--|--|--|
| 
Environmentally friendly refrigerant R32 | 
Efficient heating | 
Energy efficiency class at 35°C A+++ | 
Energy efficiency class at 55°C A++ | 
Maximum COP 4,60 | 
Operating range down to -25°C | 
Supply water temperature of 65°C | 
Integrated USB port for updates |
| 
Energy meter | 
Smart Grid functionality | 
Twin rotary compressor | 
Integrated electric heater | 
Outdoor unit drip tray heater | 
Compressor crankcase heater | 
Easy installation and maintenance | 
Silent mode |
| 
Wired controller Wi-Fi module | 
Configurable daily schedules | 
Configurable weekly schedules | 
Vacation mode | 
Menu in English | 
Multilanguage menu | 
Integrated temperature sensor | 
Weather operating modes (climate curve) |
| 
2 heating control zones | 
Dedicated application | 
Disinfection | 
DHW circulation pump operation schedules | 
Maximum leaving water temperature of 60°C (in DHW mode) | 
Prepared to create a cascade system | | |

Specification outdoor unit

Model			AQM140X3 R14
EAN Code			5905567602221
Power supply		V-Hz, Ø	380-420-50, 3f
Heating (A7W35)	Capacity	kW	14,50
	Rated input	kW	3,15
	COP		4,60
Heating (A7W45)	Capacity	kW	14,10
	Rated input	kW	3,92
	COP		3,60
Heating (A7W55)	Capacity	kW	13,80
	Rated input	kW	4,68
	COP		2,95
Cooling (A35/W18)	Capacity	kW	13,50
	Rated input	kW	3,75
	EER		3,60
Cooling (A35/W7)	Capacity	kW	12,40
	Rated input	kW	4,96
	EER		2,50
Seasonal energy efficiency LWT at 35°C	SCOP ⁽¹⁾		4,72
	Rated heat output	kW	13,7
	Seasonal energy efficiency ratio (η _S)	%	185,7
	Annual energy consumption	kWh	6013
	Seasonal space heating energy efficiency class ⁽¹⁾		A+++
Seasonal energy efficiency LWT at 55°C	SCOP ⁽¹⁾		3,47
	Rated heat output	kW	12,10
	Seasonal energy efficiency ratio (η _S)	%	135,6
	Annual energy consumption	kWh	7202
	Seasonal space heating energy efficiency class ⁽¹⁾		A++
SEER	LWT at 7°C		4,83
	LWT at 18°C		6,85
Minimum rated current of the overcurrent circuit breaker with breaker type		A	B25
Compressor		Type	Twin rotary inverter compressor DC
Fan		Type	Brushless DC motor / BLDC
		Quantity	1
Refrigerant		Type / GWP	R32 / 675
		Quantity	kg
		TCO _{eq}	1,75
Minimal wire pcs and dimension of cords*		pcs × mm ²	1,18
Bracket spacing (W1×W2×D)		mm	5 × 4
Sound pressure level		dB(A)	656 × 363 × 488
Sound power level		dB(A)	53,5
Net dimensions (W×D×H)		mm	65
Gross dimensions (W×D×H)		mm	1385×526×865
Net weight / Gross weight		kg	1465×560×1035
Operating outdoor temperature		°C	149/177
Cooling		°C	-5-43
Heating		°C	-25-35
DHW		°C	-25-43
Operation modes			Heating and cooling
Leaving water temperature	Space cooling	°C	5-25
	Space heating	°C	25-65
	DHW (tank)	°C	30-60
Electric heater	Power supply	V-Hz, Ø	380-420-50, 3f
	Number of heating stages / Power	pcs / kW	3 / 9
	Maximum operating current	A	13,3
Water circuit	Water connections		mm (inch)
	Pressure relief valve		MPa
	Condensate drain		mm
	Expansion tank	Total volume / Actual volume	l
		Maximum pressure / Initial pressure	MPa
	Heat exchanger	Type	
		Minimum flow	l/min
	Water pump head		m
	Water pump type		
Total water volume		l	

(1) Seasonal energy efficiency class measured under average climate conditions.

Notes: DHW - Domestic hot water, LWT - Leaving water temperature

The sound pressure level is measured 1 m in front of the unit and (1+H)/2m (where H is the height of the unit) above the floor in semi-anechoic room. During on-site operation sound pressure levels can be higher as a result of ambient noise. Sound pressure level and sound power level reflect the maximum value tested under three conditions specified respectively in notes A7W35, ΔT=5; A7W45, ΔT=5; A7W55 ΔT=8; relative humidity 85%. The figures specified above refer to the following standards: EN14511; EN14825; EN50564; EN12102; (EU) Np. 811/2013; (EU) No. 813/2013; Journal of Laws 2014 / C 207/02: 2014.

The residual current circuit breaker used to protect the electrical circuit of the appliance shall be selected in view of the electrical regulations in force, assuming that the rated residual current is not greater than I_{Δn}: 30mA

*The above values apply to supply cables with a maximum length of 20mb. If this value is exceeded, an electrical designer should be consulted.