
































Airmi Split heat pump

AISG80X10^[R14] / AIS80X13i^[R14]



Device features

							
Environmentally friendly refrigerant R32	Efficient heating	Energy efficiency class at 35°C A+++	Energy efficiency class at 55°C A++	Maximum COP 4,52	Operating range down to -25°C	Supply water temperature of 65°C	Smart Grid functionality
							
Twin rotary compressor	Integrated electric heater	Outdoor unit drip tray heater	Compressor crankcase heater	Indoor unit drip tray	Easy installation and maintenance	Compact indoor split unit housing	Maximum installation length up to 15m
							
Silent mode	Integrated Wi-Fi module	Daily operation schedule	Configurable weekly schedules	Vacation mode	Menu in English	Multilanguage menu	Integrated temperature sensor
							
Weather operating modes (climate curve)	2 heating control zones	Dedicated application	Disinfection	Maximum leaving water temperature of 60°C (in DHW mode)	Prepared to create a cascade system	Modbus Protocol	

Specification indoor unit

Model			AIS80X13i R14		
EAN Code			5905567602849		
Operation modes			Heating and cooling		
Leaving water temperature	Space cooling	°C	7-25		
	Space heating	°C	25-65		
	DHW (tank)	°C	25-60		
Power supply		V-Hz, Ø	220-240-50, 1f / 380-415-50, 3f		
Rated input		W	9090		
Operating current		A	13,9		
Sound power level		dB	42		
Electric heater	Power supply	V-Hz, Ø	220-240-50, 1f / 380-415-50, 3f		
	Number of heating stages	pcs	3		
	Power	kW	9		
	Maximum operating current	A	13,6		
Net dimensions		(W x D x H)	mm		
Gross dimensions		(W x D x H)	mm		
Net weight / Gross weight			kg		
Water circuit	Water connections		mm (inch)	Ø33 (1,30)	
	Pressure relief valve		MPa	0,5	
	Condensate drain		mm	Ø12,7	
	Expansion tank	Total volume		l	5
		Actual volume		l	2
		Maximum pressure		MPa	0,5
		Initial pressure		MPa	0,15
	Heat exchanger	Type		PHE / plate heat exchanger	
		Minimum flow		l/min	10
	Water pump head		m	9	
Water pump type			DC inverter		
Refrigerant circuit		Liquid / Gas	mm	Ø9,52 / Ø15,88	
Power cables: indoor unit		pcs × mm ²	5 × 4		
Control cables: indoor unit to outdoor unit		pcs × mm ²	2 × 0,75 (shielded cable)		

Specification outdoor unit

Model			AISG80X1o R14	
EAN Code			5905567602702	
Power supply		V-Hz, Ø	220-240-50, 1f	
Heating (A7/W35)	Capacity	kW	7,90	
	Rated input	kW	1,75	
	COP		4,52	
Heating (A7/W45)	Capacity	kW	8,30	
	Rated input	kW	2,41	
	COP		3,45	
Heating (A7/W55)	Capacity	kW	8,00	
	Rated input	kW	2,96	
	COP		2,70	
Cooling (A35/W18)	Capacity	kW	8,10	
	Rated input	kW	1,76	
	EER		4,59	
Cooling (A35/W7)	Capacity	kW	7,70	
	Rated input	kW	2,77	
	EER		2,78	
Seasonal energy efficiency LWT at 35°C	SCOP ⁽¹⁾		4,61	
	Rated heat output		kW	7,1
	Seasonal energy efficiency ratio (η _S)		%	177
	Annual energy consumption		kWh	3249
	Seasonal space heating energy efficiency class ⁽¹⁾			A+++
Seasonal energy efficiency LWT at 55°C	SCOP ⁽¹⁾		3,20	
	Rated heat output		kW	7,3
	Seasonal energy efficiency ratio (η _S)		%	126
	Annual energy consumption		kWh	4667
	Seasonal space heating energy efficiency class ⁽¹⁾			A++
SEER	LWT at 7°C		5,23	
	LWT at 18°C		8,19	
Maximum overcurrent protection (MOP)		A	20	
Minimum circuit amps (MCA)		A	16	
Compressor		Type	Twin rotary inverter compressor DC	
Fan	Type		Brushless DC motor / BLDC	
	Quantity		1	
Refrigerant	Type		R32	
	GWP		675	
	Quantity	kg	1,50	
		TCO _{eq}	1,013	
Pipe connections	Liquid / Gas		Ø9,52 / Ø15,88	
	Minimum installation length		m	3
	Maximum installation length		m	15
	Additional amount of refrigerant for over 7,5 linear meters		g/m	38
Maximum height difference	Outdoor unit above the indoor unit		m	8
	Outdoor unit below the indoor unit		m	8
Power cables: outdoor unit		pcs × mm ²	3 × 4	
Control cables: indoor unit to outdoor unit		pcs × mm ²	2 × 0,75 (shielded cable)	
Bracket spacing		(W1 × D)	mm	
Sound pressure level		dB(A)	46	
Sound power level		dB(A)	59	
Net dimensions		(W x D x H)	mm	
Gross dimensions		(W x D x H)	mm	
Net weight / Gross weight			kg	
Operating outdoor temperature	Cooling/ Heating		°C	
	DHW		°C	

(1) Seasonal energy efficiency class measured under average climate conditions.

Notes: DHW - Domestic hot water, LWT - Leaving water temperature

The sound pressure level is measured 1m in front of the unit and (1+H)/2m (where H is the height of the unit) above the floor in semi-anechoic room. During on-site operation sound pressure levels can be higher as a result of ambient noise. Sound pressure level and sound power level reflect the maximum value tested under three conditions specified respectively in notes A7W35, ΔT=5; A7W45, ΔT=5; A7W55 ΔT=8; relative humidity 85%. The figures specified above refer to the following standards: EN14511; EN14825; EN50564; EN12102; (EU) Np. 811/2013; (EU) No. 813/2013; Journal of Laws 2014 / C 207/02: 2014.