



Airmi Split heat pump

AISB120X3o^[R14] / AIS120X13i^[R14]



Device features

Environmentally friendly refrigerant R32	Efficient heating	Energy efficiency class at 35°C A+++	Energy efficiency class at 55°C A++	Maximum COP 4,52	Operating range down to -25°C	Supply water temperature of 65°C	Smart Grid functionality
Twin rotary compressor	Integrated electric heater	Outdoor unit drip tray heater	Compressor crankcase heater	Indoor unit drip tray	Easy installation and maintenance	Compact indoor split unit housing	Maximum installation length up to 15m
Silent mode	Integrated Wi-Fi module	Daily operation schedule	Configurable weekly schedules	Vacation mode	Menu in English	Multilanguage menu	Integrated temperature sensor
Weather operating modes (climate curve)	2 heating control zones	Dedicated application	Disinfection	Maximum leaving water temperature of 60°C (in DHW mode)	Prepared to create a cascade system	Modbus Protocol	

Specification indoor unit

Model				AIS120X13i R14		
EAN Code				5905567602863		
Operation modes				Heating and cooling		
Leaving water temperature	Space cooling			°C		
	Space heating			7-25		
	DHW (tank)			25-65		
Power supply				V-Hz, Ø	220-240-50, 1f / 380-415-50, 3f	
Rated input				W	9090	
Operating current				A	13,9	
Sound power level				dB	42	
Electric heater	Power supply			V-Hz, Ø	220-240-50, 1f / 380-415-50, 3f	
	Number of heating stages			pcs	3	
	Power			kW	9	
	Maximum operating current			A	13,6	
Net dimensions		(W x D x H)	mm	465 x 273 x 909		
Gross dimensions		(W x D x H)	mm	525 x 345 x 960		
Net weight / Gross weight			kg	38 / 43		
Water circuit	Water connections		mm (inch)	Ø33 (1,30)		
	Pressure relief valve		MPa	0,3		
	Condensate drain		mm	Ø12,7		
	Expansion tank	Total volume		l	5	
		Actual volume		l	2	
		Maximum pressure		MPa	0,5	
		Initial pressure		MPa	0,15	
	Heat exchanger	Type		PHE / plate heat exchanger		
		Minimum flow		l/min	10	
	Water pump head		m	9		
Water pump type		DC inverter				
Refrigerant circuit		Liquid / Gas	mm	Ø9,52 / Ø15,88		
Minimal wire pcs and dimension of cords*		pcs x mm ²	5 x 2,5			
Control cables: indoor unit to outdoor unit		pcs x mm ²	2 x 0,75 (shielded cable)			

Specification outdoor unit

Model				AISB120X3e R14	
EAN Code				5905567602658	
Power supply				V-Hz, Ø	380-420-50, 3f
Heating (A7/W35)	Capacity			kW	
	Rated input			12,10	
	COP			2,68	
Heating (A7/W45)	Capacity			4,52	
	Rated input			11,60	
	COP			3,66	
Heating (A7/W55)	Capacity			3,17	
	Rated input			11,70	
	COP			4,30	
Cooling (A35/W18)	Capacity			2,72	
	Rated input			12,10	
	EER			2,99	
Cooling (A35/W7)	Capacity			4,04	
	Rated input			10,90	
	EER			4,09	
Seasonal energy efficiency LWT at 35°C	SCOP ⁽¹⁾		4,73		
	Rated heat output		kW	11,3	
	Seasonal energy efficiency ratio (η _s)		%	186	
	Annual energy consumption		kWh	4949	
	Seasonal space heating energy efficiency class ⁽¹⁾		A+++		
Seasonal energy efficiency LWT at 55°C	SCOP ⁽¹⁾		3,47		
	Rated heat output		kW	10,7	
	Seasonal energy efficiency ratio (η _s)		%	136	
	Annual energy consumption		kWh	6353	
	Seasonal space heating energy efficiency class ⁽¹⁾		A++		
SEER	LWT at 7°C		5,65		
	LWT at 18°C		9,01		
Minimum rated current of the overcurrent circuit breaker with breaker type				A	B16
Compressor		Type	Twin rotary inverter compressor DC		
Fan		Type	Brushless DC motor / BLDC		
Refrigerant		Quantity	1		
		Type	R32		
		GWP	675		
Pipe connections		Quantity	kg	1,75	
		TCO _{eq}	1,181		
Liquid / Gas		mm	Ø9,52 / Ø15,88		
Minimum installation length		m	3		
Maximum installation length		m	15		
Additional amount of refrigerant for over 7,5 linear meters		g/m	38		
Outdoor unit above the indoor unit		m	8		
Outdoor unit below the indoor unit		m	8		
Minimal wire pcs and dimension of cords*		pcs x mm ²	5 x 2,5		
Control cables: indoor unit to outdoor unit		pcs x mm ²	2 x 0,75 (shielded cable)		
Bracket spacing		(W1 x D)	mm	643 x 448	
Sound pressure level		dB(A)	46		
Sound power level		dB(A)	64		
Net dimensions		(W x D x H)	mm	999 x 448 x 803	
Gross dimensions		(W x D x H)	mm	1045 x 458 x 970	
Net weight / Gross weight				kg	
Operating outdoor temperature		Cooling/ Heating	°C		
DHW				°C	
				-5-43 / -25-35	
				-25-43	

(1) Seasonal energy efficiency class measured under average climate conditions.

Notes: DHW - Domestic hot water, LWT - Leaving water temperature

The sound pressure level is measured 1m in front of the unit and (1+H)/2m (where H is the height of the unit) above the floor in semi-anechoic room. During on-site operation sound pressure levels can be higher as a result of ambient noise. Sound pressure level and sound power level reflect the maximum value tested under three conditions specified respectively in notes A7W35, ΔT=5; A7W45, ΔT=5; A7W55 ΔT=8; relative humidity 85%. The figures specified above refer to the following standards: EN14511; EN14825; EN50564; EN12102; (EU) Np. 811/2013; (EU) No. 813/2013; Journal of Laws 2014 / C 207/02; 2014.

The residual current circuit breaker used to protect the electrical circuit of the appliance shall be selected in view of the electrical regulations in force, assuming that the rated residual current is not greater than I_{Δn}: 30mA

*The above values apply to supply cables with a maximum length of 20mb. If this value is exceeded, an electrical designer should be consulted.

Airmi Split heat pump
































AISG120X3o^[R14] / AIS120X13i^[R14]



- COP 4,52**
- R32 REFRIGERANT**
Environmentally friendly
- 65°C**
- 5-YEAR WARRANTY**
- ↑↑↑**
- TUYA SMART**
- CE**

- A^{35°C}+++**
- A^{55°C}++**
- SPLIT**

Device features

- | | | | | | | | |
|---|---|---|--|--|--|--|--|
| 
Environmentally friendly refrigerant R32 | 
Efficient heating | 
Energy efficiency class at 35°C A+++ | 
Energy efficiency class at 55°C A++ | 
Maximum COP 4,52 | 
Operating range down to -25°C | 
Supply water temperature of 65°C | 
Smart Grid functionality |
| 
Twin rotary compressor | 
Integrated electric heater | 
Outdoor unit drip tray heater | 
Compressor crankcase heater | 
Indoor unit drip tray | 
Easy installation and maintenance | 
Compact indoor split unit housing | 
Maximum installation length up to 15m |
| 
Silent mode | 
Integrated Wi-Fi module | 
Daily operation schedule | 
Configurable weekly schedules | 
Vacation mode | 
Menu in English | 
Multilanguage menu | 
Integrated temperature sensor |
| 
Weather operating modes (climate curve) | 
2 heating control zones | 
Dedicated application | 
Disinfection | 
Maximum leaving water temperature of 60°C (in DHW mode) | 
Prepared to create a cascade system | 
Modbus Protocol | |

Specification indoor unit

Model				AIS120X13i R14		
EAN Code				5905567602863		
Operation modes				Heating and cooling		
Leaving water temperature	Space cooling			°C		
	Space heating			7-25		
	DHW (tank)			25-65		
Power supply				V-Hz, Ø	220-240-50, 1f / 380-415-50, 3f	
Rated input				W	9090	
Operating current				A	13,9	
Sound power level				dB	42	
Electric heater	Power supply			V-Hz, Ø	220-240-50, 1f / 380-415-50, 3f	
	Number of heating stages			pcs	3	
	Power			kW	9	
	Maximum operating current			A	13,6	
Net dimensions		(W x D x H)	mm	465 x 273 x 909		
Gross dimensions		(W x D x H)	mm	525 x 345 x 960		
Net weight / Gross weight			kg	38 / 43		
Water circuit	Water connections		mm (inch)	Ø33 (1,30)		
	Pressure relief valve		MPa	0,3		
	Condensate drain		mm	Ø12,7		
	Expansion tank	Total volume		l	5	
		Actual volume		l	2	
		Maximum pressure		MPa	0,5	
		Initial pressure		MPa	0,15	
	Heat exchanger	Type		PHE / plate heat exchanger		
		Minimum flow		l/min	10	
	Water pump head		m	9		
Water pump type		DC inverter				
Refrigerant circuit		Liquid / Gas	mm	Ø9,52 / Ø15,88		
Minimal wire pcs and dimension of cords*		pcs x mm ²		5 x 2,5		
Control cables: indoor unit to outdoor unit		pcs x mm ²		2 x 0,75 (shielded cable)		

Specification outdoor unit

Model				AISG120X3e R14	
EAN Code				5905567602658	
Power supply				V-Hz, Ø	380-420-50, 3f
Heating (A7/W35)	Capacity			kW	
	Rated input			12,10	
	COP			2,68	
Heating (A7/W45)	Capacity			4,52	
	Rated input			11,60	
	COP			3,66	
Heating (A7/W55)	Capacity			3,17	
	Rated input			11,70	
	COP			4,30	
Cooling (A35/W18)	Capacity			2,72	
	Rated input			12,10	
	EER			2,99	
Cooling (A35/W7)	Capacity			4,04	
	Rated input			10,90	
	EER			4,09	
Seasonal energy efficiency LWT at 35°C	SCOP ⁽¹⁾		4,73		
	Rated heat output		kW	11,3	
	Seasonal energy efficiency ratio (η _s)		%	186	
	Annual energy consumption		kWh	4949	
	Seasonal space heating energy efficiency class ⁽¹⁾		A+++		
Seasonal energy efficiency LWT at 55°C	SCOP ⁽¹⁾		3,47		
	Rated heat output		kW	10,7	
	Seasonal energy efficiency ratio (η _s)		%	136	
	Annual energy consumption		kWh	6353	
	Seasonal space heating energy efficiency class ⁽¹⁾		A++		
SEER	LWT at 7°C		5,65		
	LWT at 18°C		9,01		
Minimum rated current of the overcurrent circuit breaker with breaker type				A	B16
Compressor		Type	Twin rotary inverter compressor DC		
Fan		Type	Brushless DC motor / BLDC		
Refrigerant		Quantity	1		
		Type	R32		
		GWP	675		
Pipe connections		Quantity	kg	1,75	
		TCO _{eq}	1,181		
Liquid / Gas		mm	Ø9,52 / Ø15,88		
Minimum installation length		m	3		
Maximum installation length		m	15		
Additional amount of refrigerant for over 7,5 linear meters		g/m	38		
Outdoor unit above the indoor unit		m	8		
Outdoor unit below the indoor unit		m	8		
Minimal wire pcs and dimension of cords*		pcs x mm ²		5 x 2,5	
Control cables: indoor unit to outdoor unit		pcs x mm ²		2 x 0,75 (shielded cable)	
Bracket spacing		(W1 x D)	mm	643 x 448	
Sound pressure level		dB(A)		46	
Sound power level		dB(A)		64	
Net dimensions		(W x D x H)	mm	999 x 448 x 803	
Gross dimensions		(W x D x H)	mm	1045 x 458 x 970	
Net weight / Gross weight				kg	
Operating outdoor temperature		Cooling/ Heating	°C		
DHW					°C
					-5-43 / -25-35
					-25-43

(1) Seasonal energy efficiency class measured under average climate conditions.

Notes: DHW - Domestic hot water, LWT - Leaving water temperature

The sound pressure level is measured 1m in front of the unit and (1+H)/2m (where H is the height of the unit) above the floor in semi-anechoic room. During on-site operation sound pressure levels can be higher as a result of ambient noise. Sound pressure level and sound power level reflect the maximum value tested under three conditions specified respectively in notes A7W35, ΔT=5; A7W45, ΔT=5; A7W55 ΔT=8; relative humidity 85%. The figures specified above refer to the following standards: EN14511; EN14825; EN50564; EN12102; (EU) Np. 811/2013; (EU) No. 813/2013; Journal of Laws 2014 / C 207/02: 2014.

The residual current circuit breaker used to protect the electrical circuit of the appliance shall be selected in view of the electrical regulations in force, assuming that the rated residual current is not greater than I_{Δn}: 30mA
































*The above values apply to supply cables with a maximum length of 20mb. If this value is exceeded, an electrical designer should be consulted.

Airmi Split heat pump

AISW120X3o^[R14] / AIS120X13i^[R14]



Device features

							
Environmentally friendly refrigerant R32	Efficient heating	Energy efficiency class at 35°C A+++	Energy efficiency class at 55°C A++	Maximum COP 4,52	Operating range down to -25°C	Supply water temperature of 65°C	Smart Grid functionality
							
Twin rotary compressor	Integrated electric heater	Outdoor unit drip tray heater	Compressor crankcase heater	Indoor unit drip tray	Easy installation and maintenance	Compact indoor split unit housing	Maximum installation length up to 15m
							
Silent mode	Integrated Wi-Fi module	Daily operation schedule	Configurable weekly schedules	Vacation mode	Menu in English	Multilanguage menu	Integrated temperature sensor
							
Weather operating modes (climate curve)	2 heating control zones	Dedicated application	Disinfection	Maximum leaving water temperature of 60°C (in DHW mode)	Prepared to create a cascade system	Modbus Protocol	

Specification indoor unit

Model				AIS120X13i R14		
EAN Code				5905567602863		
Operation modes				Heating and cooling		
Leaving water temperature	Space cooling	°C		7-25		
	Space heating	°C		25-65		
	DHW (tank)	°C		25-60		
Power supply		V-Hz, Ø	220-240-50, 1f / 380-415-50, 3f			
Rated input		W	9090			
Operating current		A	13,9			
Sound power level		dB	42			
Electric heater	Power supply	V-Hz, Ø	220-240-50, 1f / 380-415-50, 3f			
	Number of heating stages	pcs	3			
	Power	kW	9			
	Maximum operating current	A	13,6			
Net dimensions		(W x D x H)	mm	465 x 273 x 909		
Gross dimensions		(W x D x H)	mm	525 x 345 x 960		
Net weight / Gross weight			kg	38 / 43		
Water circuit	Water connections		mm (inch)	Ø33 (1,30)		
	Pressure relief valve		MPa	0,3		
	Condensate drain		mm	Ø12,7		
	Expansion tank	Total volume		l	5	
		Actual volume		l	2	
		Maximum pressure		MPa	0,5	
		Initial pressure		MPa	0,15	
	Heat exchanger	Type		PHE / plate heat exchanger		
		Minimum flow		l/min	10	
	Water pump head		m	9		
Water pump type			DC inverter			
Refrigerant circuit		Liquid / Gas	mm	Ø9,52 / Ø15,88		
Minimal wire pcs and dimension of cords*		pcs x mm ²	5 x 2,5			
Control cables: indoor unit to outdoor unit		pcs x mm ²	2 x 0,75 (shielded cable)			

Specification outdoor unit

Model				AISW120X3e R14	
EAN Code				5905567602658	
Power supply		V-Hz, Ø	380-420-50, 3f		
Heating (A7/W35)	Capacity	kW	12,10		
	Rated input	kW	2,68		
	COP		4,52		
Heating (A7/W45)	Capacity	kW	11,60		
	Rated input	kW	3,66		
	COP		3,17		
Heating (A7/W55)	Capacity	kW	11,70		
	Rated input	kW	4,30		
	COP		2,72		
Cooling (A35/W18)	Capacity	kW	12,10		
	Rated input	kW	2,99		
	EER		4,04		
Cooling (A35/W7)	Capacity	kW	10,90		
	Rated input	kW	4,09		
	EER		2,66		
Seasonal energy efficiency LWT at 35°C	SCOP ⁽¹⁾		4,73		
	Rated heat output		kW	11,3	
	Seasonal energy efficiency ratio (η _s)		%	186	
	Annual energy consumption		kWh	4949	
	Seasonal space heating energy efficiency class ⁽¹⁾			A+++	
Seasonal energy efficiency LWT at 55°C	SCOP ⁽¹⁾		3,47		
	Rated heat output		kW	10,7	
	Seasonal energy efficiency ratio (η _s)		%	136	
	Annual energy consumption		kWh	6353	
	Seasonal space heating energy efficiency class ⁽¹⁾			A++	
SEER	LWT at 7°C		5,65		
	LWT at 18°C		9,01		
Minimum rated current of the overcurrent circuit breaker with breaker type		A	B16		
Compressor		Type	Twin rotary inverter compressor DC		
Fan		Type	Brushless DC motor / BLDC		
Refrigerant		Quantity	1		
		Type	R32		
		GWP	675		
Pipe connections		Quantity	kg	1,75	
		TCO _{eq}	1,181		
Liquid / Gas		mm	Ø9,52 / Ø15,88		
Minimum installation length		m	3		
Maximum installation length		m	15		
Additional amount of refrigerant for over 7,5 linear meters		g/m	38		
Outdoor unit above the indoor unit		m	8		
Outdoor unit below the indoor unit		m	8		
Minimal wire pcs and dimension of cords*		pcs x mm ²	5 x 2,5		
Control cables: indoor unit to outdoor unit		pcs x mm ²	2 x 0,75 (shielded cable)		
Bracket spacing		(W1 x D)	mm	643 x 448	
Sound pressure level		dB(A)	46		
Sound power level		dB(A)	64		
Net dimensions		(W x D x H)	mm	999 x 448 x 803	
Gross dimensions		(W x D x H)	mm	1045 x 458 x 970	
Net weight / Gross weight			kg	83 / 92	
Operating outdoor temperature	Cooling/ Heating	°C	-5-43 / -25-35		
	DHW	°C	-25-43		

(1) Seasonal energy efficiency class measured under average climate conditions.

Notes: DHW - Domestic hot water, LWT - Leaving water temperature

The sound pressure level is measured 1m in front of the unit and (1+H)/2m (where H is the height of the unit) above the floor in semi-anechoic room. During on-site operation sound pressure levels can be higher as a result of ambient noise. Sound pressure level and sound power level reflect the maximum value tested under three conditions specified respectively in notes A7W35, ΔT=5; A7W45, ΔT=5; A7W55 ΔT=8; relative humidity 85%. The figures specified above refer to the following standards: EN14511; EN14825; EN50564; EN12102; (EU) Np. 811/2013; (EU) No. 813/2013; Journal of Laws 2014 / C 207/02: 2014.

The residual current circuit breaker used to protect the electrical circuit of the appliance shall be selected in view of the electrical regulations in force, assuming that the rated residual current is not greater than I_{Δn}: 30mA

*The above values apply to supply cables with a maximum length of 20mb. If this value is exceeded, an electrical designer should be consulted.