

































Airmi Split heat pump

AISG40X1o^[R14] / AIS40X1i^[R14]



Device features

							
Environmentally friendly refrigerant R32	Efficient heating	Energy efficiency class at 35°C A+++	Energy efficiency class at 55°C A++	Maximum COP 4,89	Operating range down to -25°C	Supply water temperature of 65°C	Smart Grid functionality
							
Twin rotary compressor	Integrated electric heater	Outdoor unit drip tray heater	Compressor crankcase heater	Indoor unit drip tray	Easy installation and maintenance	Compact indoor split unit housing	Maximum installation length up to 15m
							
Silent mode	Integrated Wi-Fi module	Daily operation schedule	Configurable weekly schedules	Vacation mode	Menu in English	Multilanguage menu	Integrated temperature sensor
							
Weather operating modes (climate curve)	2 heating control zones	Dedicated application	Disinfection	Maximum leaving water temperature of 60°C (in DHW mode)	Prepared to create a cascade system	Modbus Protocol	

Specification indoor unit

Model				AIS40X1i R14		
EAN Code				5905567602825		
Operation modes				Heating and cooling		
Leaving water temperature	Space cooling			°C		
	Space heating			°C		
	DHW (tank)			°C		
Power supply				V-Hz, Ø	220-240-50, 1f	
Rated input				W	3090	
Operating current				A	13,9	
Sound power level				dB	42	
Electric heater	Power supply			V-Hz, Ø	220-240-50, 1f	
	Number of heating stages			pcs	1	
	Power			kW	3	
	Maximum operating current			A	13,6	
Net dimensions		(W x D x H)	mm	465 x 273 x 909		
Gross dimensions		(W x D x H)	mm	525 x 345 x 960		
Net weight / Gross weight			kg	34 / 38		
Water circuit	Water connections		mm (inch)	Ø33 (1,30)		
	Pressure relief valve		MPa	0,5		
	Condensate drain		mm	Ø12,7		
	Expansion tank	Total volume		l	5	
		Actual volume		l	2	
		Maximum pressure		MPa	0,5	
		Initial pressure		MPa	0,15	
	Heat exchanger	Type		PHE / plate heat exchanger		
		Minimum flow		l/min	10	
	Water pump head			m	9	
Water pump type				DC inverter		
Refrigerant circuit		Liquid / Gas	mm	Ø6,35 / Ø15,88		
Power cables: indoor unit				pcs x mm ²	3 x 4	
Control cables: indoor unit to outdoor unit				pcs x mm ²	2 x 0,75 (shielded cable)	

Specification outdoor unit

Model				AISG40X1o R14	
EAN Code				5905567602689	
Power supply				V-Hz, Ø	220-240-50, 1f
Heating (A7/W35)	Capacity			kW	
	Rated input			kW	
	COP			4,89	
Heating (A7/W45)	Capacity			kW	
	Rated input			kW	
	COP			3,47	
Heating (A7/W55)	Capacity			kW	
	Rated input			kW	
	COP			2,42	
Cooling (A35/W18)	Capacity			kW	
	Rated input			kW	
	EER			5,41	
Cooling (A35/W7)	Capacity			kW	
	Rated input			kW	
	EER			3,12	
Seasonal energy efficiency LWT at 35°C	SCOP ⁽¹⁾		4,88		
	Rated heat output		kW	4,0	
	Seasonal energy efficiency ratio (η _s)		%	192	
	Annual energy consumption		kWh	1693	
	Seasonal space heating energy efficiency class ⁽¹⁾		A+++		
Seasonal energy efficiency LWT at 55°C	SCOP ⁽¹⁾		3,40		
	Rated heat output		kW	4,4	
	Seasonal energy efficiency ratio (η _s)		%	133	
	Annual energy consumption		kWh	3038	
	Seasonal space heating energy efficiency class ⁽¹⁾		A++		
SEER	LWT at 7°C		5,33		
	LWT at 18°C		8,29		
Maximum overcurrent protection (MOP)				A	20
Minimum circuit amps (MCA)				A	12
Compressor		Type	Twin rotary inverter compressor DC		
Fan	Type		Brushless DC motor / BLDC		
	Quantity		1		
Refrigerant	Type		R32		
	GWP		675		
	Quantity	kg		1,40	
		TCO _{eq}		0,945	
Pipe connections	Liquid / Gas		mm		
	Minimum installation length		m		
	Maximum installation length		m		
	Additional amount of refrigerant for over 7,5 linear meters		g/m		
Maximum height difference	Outdoor unit above the indoor unit		m		
	Outdoor unit below the indoor unit		m		
Power cables: outdoor unit				pcs x mm ²	3 x 4
Control cables: indoor unit to outdoor unit				pcs x mm ²	2 x 0,75 (shielded cable)
Bracket spacing		(W1 x D)	mm	624 x 425	
Sound pressure level				dB(A)	44
Sound power level				dB(A)	56
Net dimensions		(W x D x H)	mm	971 x 425 x 703	
Gross dimensions		(W x D x H)	mm	1025 x 425 x 865	
Net weight / Gross weight			kg	56 / 67	
Operating outdoor temperature	Cooling/ Heating		°C		
	DHW		°C		

(1) Seasonal energy efficiency class measured under average climate conditions.

Notes: DHW - Domestic hot water, LWT - Leaving water temperature

The sound pressure level is measured 1m in front of the unit and (1+H)/2m (where H is the height of the unit) above the floor in semi-anechoic room. During on-site operation sound pressure levels can be higher as a result of ambient noise. Sound pressure level and sound power level reflect the maximum value tested under three conditions specified respectively in notes A7W35, ΔT=5; A7W45, ΔT=5; A7W55 ΔT=8; relative humidity 85%. The figures specified above refer to the following standards: EN14511; EN14825; EN50564; EN12102; (EU) Np. 811/2013; (EU) No. 813/2013; Journal of Laws 2014 / C 207/02: 2014.